

Board of Assessment Appeals

Edward C. Blaschik
Chairman

The three-member Board of Assessment Appeals hears concerns from taxpayers over assessments. Connecticut State Statutes determine the Board of Assessment Appeals responsibilities.

Staffing

Position	Status	Budgeted Hours	Elected/Union/Non-Union
Elected Board	Hourly	175 hours annually	Elected
Recording Secretary	Hourly	30 hours per year	Non-Union

Performance Measures

Description	2020-2021	2019-2020	2018-2019	2017-2018	2016-2017
Total appeal applications received	18	15	28	56	33
Real Estate				38	19
Vehicles				18	20
Personal Property			-	-	-
Reductions in assessment from appeals	9	11	22	39	30
Change to Grand List from appeal reductions	(\$154,700)	(\$388,720)	(\$501,145)	(\$427,309)	(\$421,440)

Fiscal Year 2021-2022 Major Service Level Accomplishments

- To continue to perform duties in accordance with Connecticut State Statutes.

Fiscal Year 2022-2023 Major Service Level Goals

- To continue to perform duties in accordance with Connecticut State Statutes.

Expenditures by Expense Type

Name	Account ID	FY2020 Actual	FY2021 Actual	FY2022 Actual	FY2023 Budgeted	FY24 Requests as of 2-9-23b (General Fund)	FY2023 Budgeted vs. FY24 Requests as of 2-9-23b (General Fund) (\$ Change)	FY2023 Budgeted vs. FY24 Requests as of 2-9-23b (General Fund) (% Change)
Expense Objects								
Salaries & Wages								
CLERICAL (RECORDING SECRETARY)	10541311-51540	\$0	\$0	\$0	\$160	\$160	\$0	0%
ELECTED OFFICIALS	10541311-51580	\$1,344	\$984	\$960	\$2,800	\$2,800	\$0	0%
Total Salaries & Wages:		\$1,344	\$984	\$960	\$2,960	\$2,960	\$0	0%
Purchased Other Services								
POSTAGE (ENVELOPES)	10541311-55301	\$24	\$13	\$6	\$50	\$50	\$0	0%
ADVERTISING/LEGAL NOTICES	10541311-55400	\$279	\$294	\$248	\$250	\$500	\$250	100%

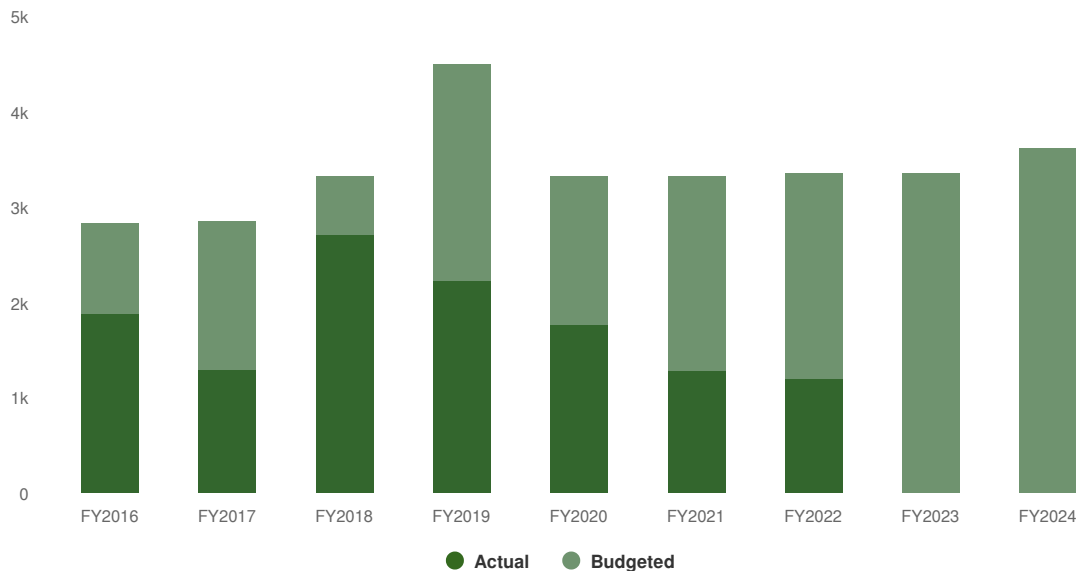


Name	Account ID	FY2020 Actual	FY2021 Actual	FY2022 Actual	FY2023 Budgeted	FY24 Requests as of 2-9-23b (General Fund)	FY2023 Budgeted vs. FY24 Requests as of 2-9-23b (General Fund) (\$ Change)	FY2023 Budgeted vs. FY24 Requests as of 2-9-23b (General Fund) (% Change)
Total Purchased Other Services:		\$303	\$306	\$255	\$300	\$550	\$250	83.3%
Supplies								
SUPPLIES	10541311-56010	\$134	\$0	\$0	\$100	\$125	\$25	25%
Total Supplies:		\$134	\$0	\$0	\$100	\$125	\$25	25%
Total Expense Objects:		\$1,781	\$1,290	\$1,215	\$3,360	\$3,635	\$275	8.2%

Expenditures Summary

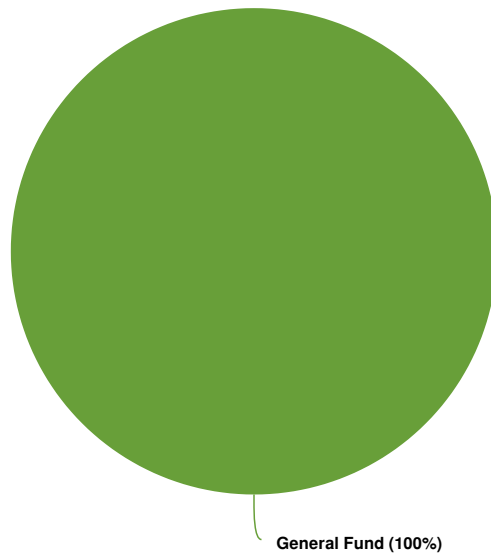
\$3,635 **\$275**
(8.18% vs. prior year)

Board of Assessment Appeals Proposed and Historical Budget vs. Actual



Expenditures by Fund

2024 Expenditures by Fund



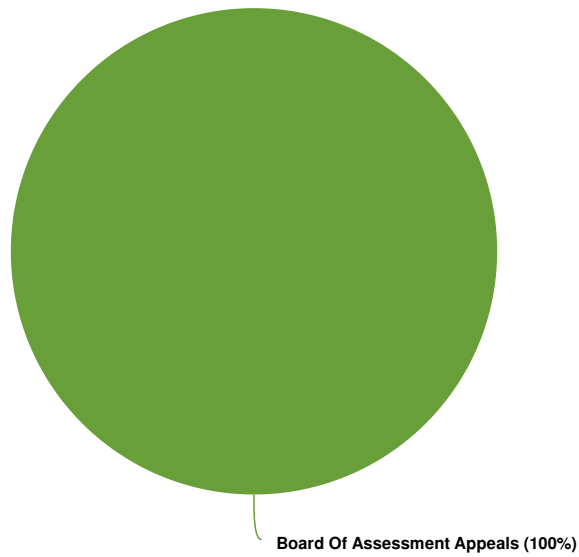
Budgeted and Historical 2024 Expenditures by Fund



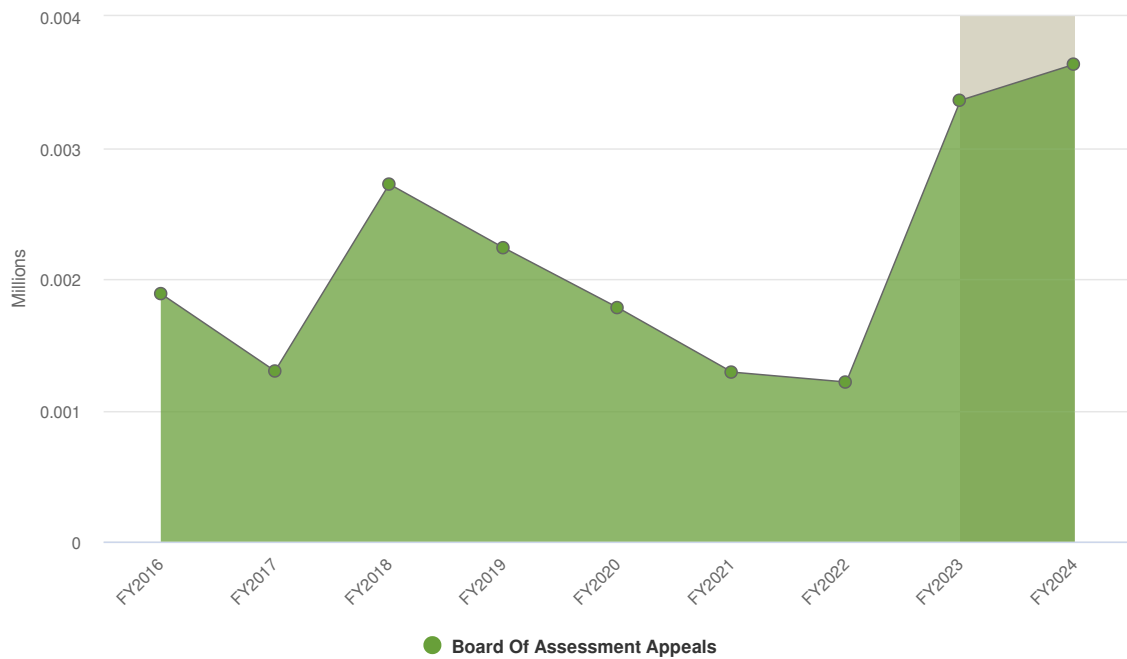
Grey background indicates budgeted figures.

Expenditures by Function

Budgeted Expenditures by Function



Budgeted and Historical Expenditures by Function



Grey background indicates budgeted figures.