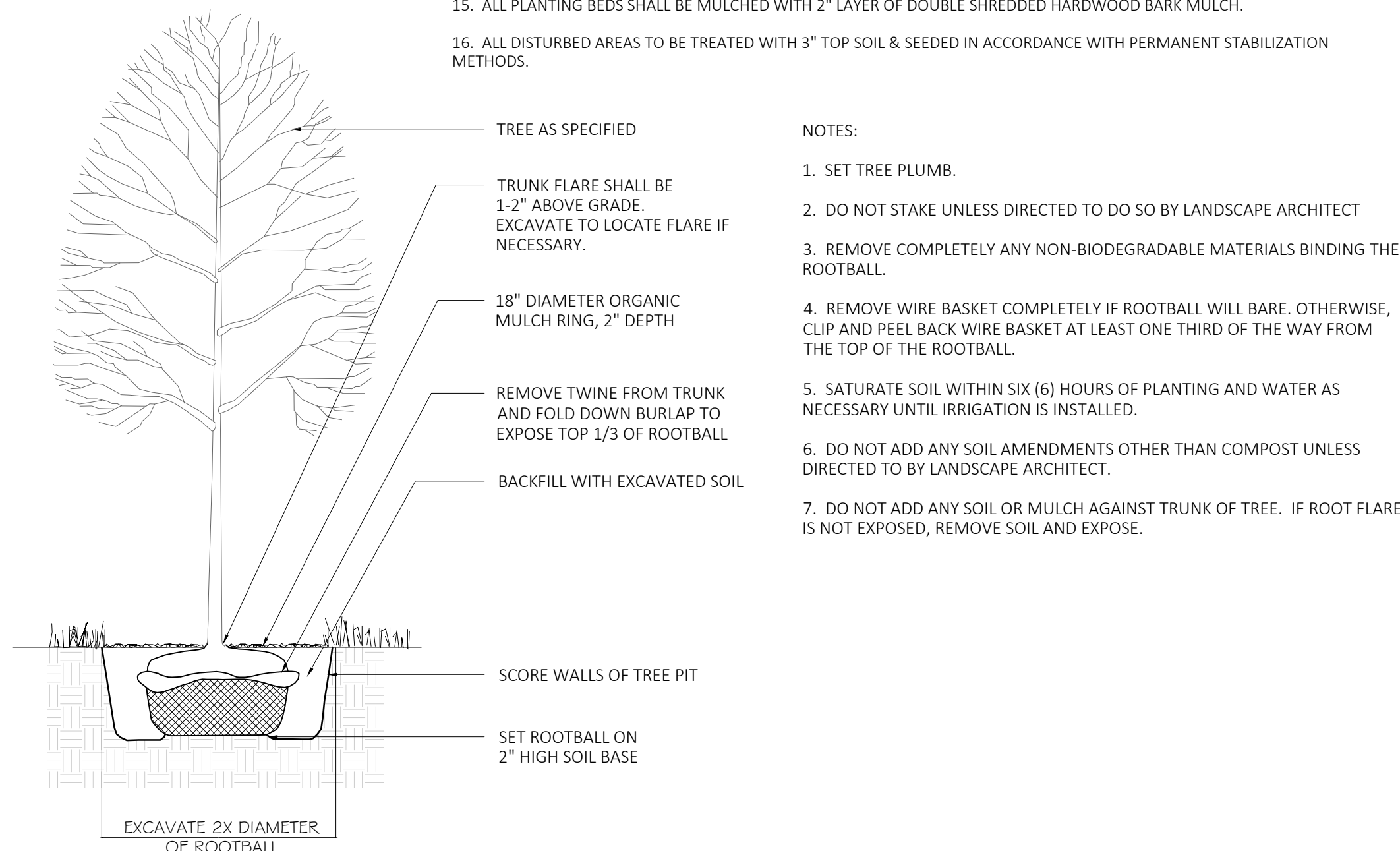


#### PLANTING NOTES

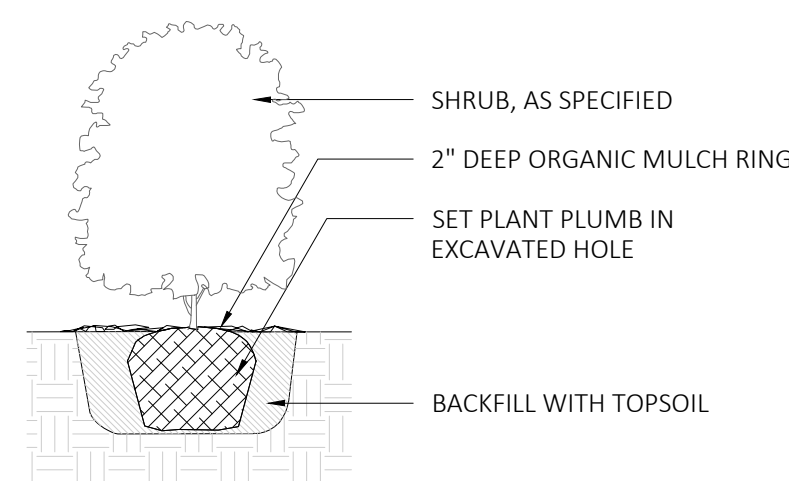
1. PLANT MATERIAL SHALL BE FURNISHED AND INSTALLED AS INDICATED; INCLUDING ALL LABOR, MATERIALS, PLANTS, EQUIPMENT, INCIDENTALS, AND CLEAN-UP.
2. THE CONTRACTOR SHALL BE RESPONSIBLE FOR PLANTING AT CORRECT GRADES AND ALIGNMENT. LAYOUT TO BE APPROVED BY LA PRIOR TO INSTALLATION.
3. PLANTS SHALL BE TYPICAL OF THEIR SPECIES AND VARIETY; HAVE NORMAL GROWTH HABITS; WELL DEVELOPED BRANCHES, DENSELY FOLIATED, VIGOROUS ROOT SYSTEMS AND BE FREE FROM DEFECTS AND INJURIES.
4. CONTRACTOR SHALL REPORT ANY SOIL OR DRAINAGE CONDITIONS CONSIDERED DETRIMENTAL TO THE GROWTH OF PLANT MATERIAL.
5. ALL PLANT MATERIAL SHALL BE GUARANTEED BY THE CONTRACTOR TO BE IN VIGOROUS GROWING CONDITION. PROVISIONS SHALL BE MADE FOR A GROWTH GUARANTEE OF AT LEAST TWO YEARS FROM THE DATE OF ACCEPTANCE FOR TREES AND SHRUBS. REPLACEMENTS SHALL BE MADE AT THE BEGINNING OF THE FIRST SUCCEEDING PLANTING SEASON. ALL REPLACEMENTS SHALL HAVE A GUARANTEE EQUAL TO THAT STATED ABOVE.
6. INsofar AS IT IS PRACTICABLE, PLANT MATERIAL SHALL BE PLANTED ON THE DAY OF DELIVERY. IN THE EVENT THIS IS NOT POSSIBLE, THE CONTRACTOR SHALL PROTECT, IRRIGATE & CARE FOR STOCK NOT PLANTED.
7. QUALITY AND SIZE OF PLANTS, SPREAD OF ROOTS, AND SIZE OF BALLS SHALL BE IN ACCORDANCE WITH ANSI Z60 (REV. 1980) "AMERICAN STANDARD FOR NURSERY STOCK" AS PUBLISHED BY THE AMERICAN ASSOCIATION OF NURSERYMEN, INC.
8. ALL PLANTS SHALL BE PLANTED IN AMENDED TOP SOIL THAT IS THOROUGHLY WATERED AND TAMPED AS BACK FILLING PROGRESSES. PLANTING MIX TO BE AS SHOWN ON PLANTING DETAILS. LARGE PLANTING AREAS TO INCORPORATE FERTILIZER AND SOIL CONDITIONERS AS STATED IN PLANTING SPECIFICATIONS.
9. PLANTS SHALL NOT BE BOUND WITH WIRE OR ROPE AT ANY TIME SO AS TO DAMAGE THE BARK OR BREAK BRANCHES. PLANTS SHALL BE HANDLED FROM THE BOTTOM OF THE BALL ONLY.
10. PLANTING OPERATIONS SHALL BE PERFORMED DURING PERIODS WITHIN THE PLANTING SEASON WHEN WEATHER AND SOIL CONDITIONS ARE SUITABLE AND IN ACCORDANCE WITH ACCEPTED LOCAL PRACTICE. PLANTS SHALL NOT BE INSTALLED IN TOPSOIL THAT IS IN A MUDDY OR FROZEN CONDITION.
11. NO PLANT, EXCEPT GROUND COVERS, SHALL BE PLANTED LESS THAN TWO FEET FROM EXISTING STRUCTURES AND SIDEWALKS.
12. SET ALL PLANTS PLUMB AND STRAIGHT. SET AT SUCH LEVEL THAT A NORMAL OR NATURAL RELATIONSHIP TO THE CROWN OF THE PLANT WITH THE GROUND SURFACE WILL BE ESTABLISHED. LOCATE PLANT IN THE CENTER OF THE PIT.
13. ALL INJURED ROOTS SHALL BE PRUNED UTILIZING CLEAN, SHARP TOOLS TO MAKE CLEAN ENDS BEFORE PLANTING.
14. EACH TREE AND SHRUB SHALL BE PRUNED IN ACCORDANCE WITH STANDARD HORTICULTURAL PRACTICE TO PRESERVE NATURAL CHARACTER OF PLANT. PRUNING SHALL BE DONE WITH CLEAN, SHARP TOOLS.
15. ALL PLANTING BEDS SHALL BE MULCHED WITH 2" LAYER OF DOUBLE SHREDDED HARDWOOD BARK MULCH.
16. ALL DISTURBED AREAS TO BE TREATED WITH 3" TOP SOIL & SEEDED IN ACCORDANCE WITH PERMANENT STABILIZATION METHODS.



#### NOTES:

1. SET TREE PLUMB.
2. DO NOT STAKE UNLESS DIRECTED TO DO SO BY LANDSCAPE ARCHITECT
3. REMOVE COMPLETELY ANY NON-BIODEGRADABLE MATERIALS BINDING THE ROOTBALL.
4. REMOVE WIRE BASKET COMPLETELY IF ROOTBALL WILL BARE. OTHERWISE, CLIP AND PEEL BACK WIRE BASKET AT LEAST ONE THIRD OF THE WAY FROM THE TOP OF THE ROOTBALL.
5. SATURATE SOIL WITHIN SIX (6) HOURS OF PLANTING AND WATER AS NECESSARY UNTIL IRRIGATION IS INSTALLED.
6. DO NOT ADD ANY SOIL AMENDMENTS OTHER THAN COMPOST UNLESS DIRECTED TO BY LANDSCAPE ARCHITECT.
7. DO NOT ADD ANY SOIL OR MULCH AGAINST TRUNK OF TREE. IF ROOT FLARE IS NOT EXPOSED, REMOVE SOIL AND EXPOSE.

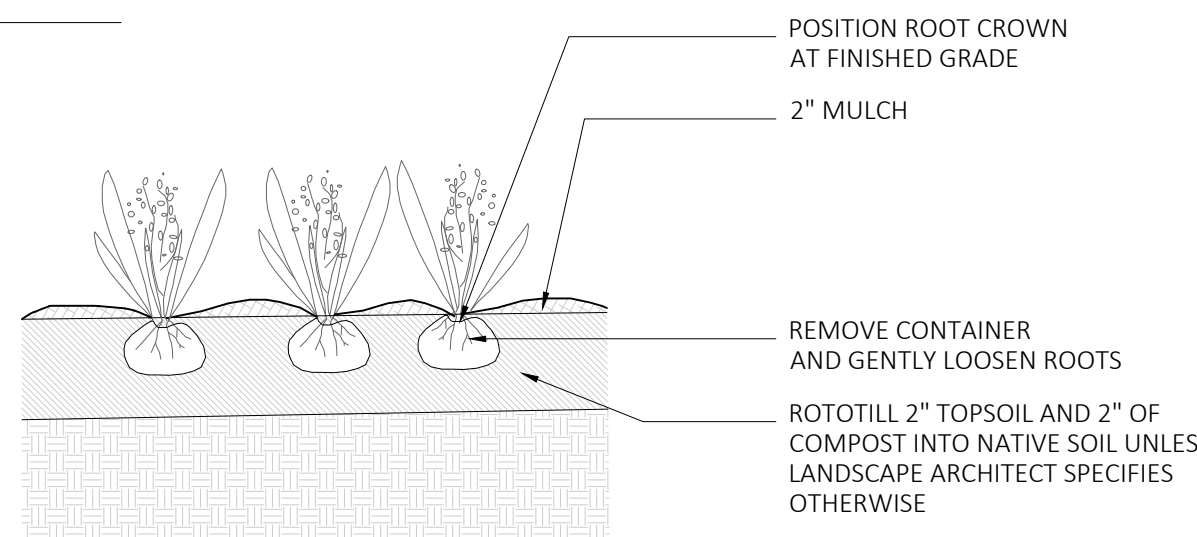
#### 1 DECIDUOUS TREE PLANTING SCALE: 1/4"=1'



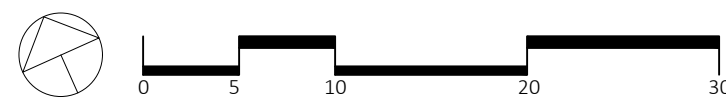
#### NOTES:

1. FOR B & B PLANT MATERIAL, REMOVE ALL TWINE AND ROLL BACK BURLAP FROM TOP 1/2 OF BALL. IF ANY MATERIALS USED TO BIND THE ROOTBALL ARE NON-BIODEGRADABLE, REMOVE COMPLETELY INCLUDING WIRE BASKET.
2. FOR CONTAINER GROWN PLANT MATERIAL, REMOVE CONTAINER, TO HELP PREVENT LOOSENING OF SOIL AND SCARIFY BALL TO HELP PREVENT GIRDLING ROOTS.
3. SATURATE SOIL WITHIN SIX (6) HOURS OF PLANTING, AND WATER AS NECESSARY UNTIL IRRIGATION INSTALLED.
4. NO MULCH OR SOIL SHOULD BE PLACED AGAINST THE PLANT'S TRUNK.

#### 2 SHRUB PLANTING SCALE: 1/2"=1'

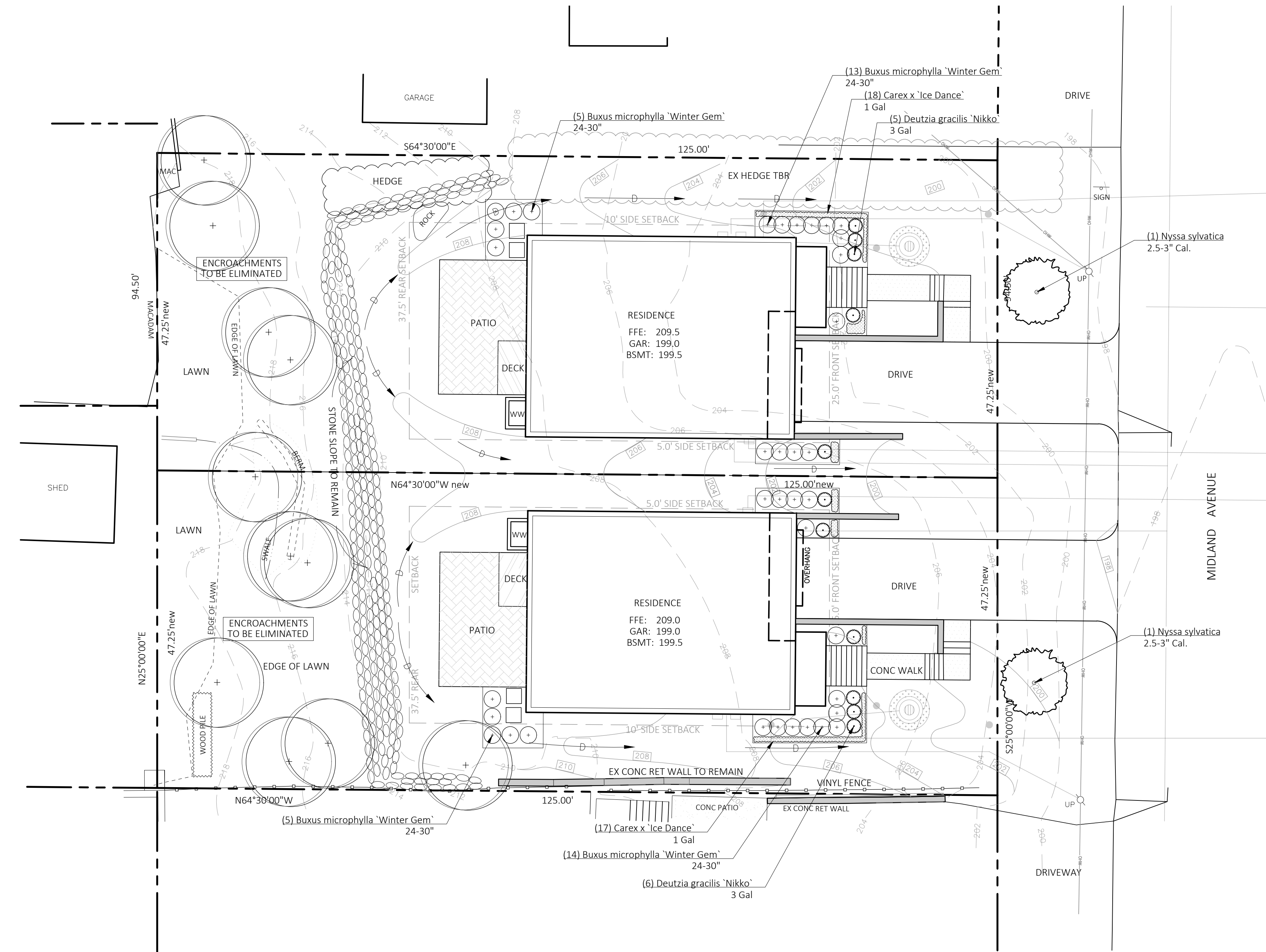


#### 3 GROUNDCOVER PLANTING SCALE: 1/2"=1'



TO SCALE WHEN PLOTTED ON 24x36

PROGRESS SET NOT FOR CONSTRUCTION



#### PLANT SCHEDULE

SYMBOL	QTY	BOTANICAL NAME	COMMON NAME	SIZE	
<strong>TREES</strong>					
	2	Nyssa sylvatica	Sour Gum	2.5-3" Cal.	
<strong>SHRUBS</strong>					
	37	Buxus microphylla 'Winter Gem'	Globe Winter Gem Boxwood	24-30"	
	11	Deutzia gracilis 'Nikko'	Slender Deutzia	3 Gal	
SYMBOL	QTY	BOTANICAL NAME	COMMON NAME	SIZE	SPACING
<strong>GROUND COVERS</strong>					
	35	Carex x 'Ice Dance'	Ice Dance Sedge	1 Gal	15" o.c.

#### PLANT IMAGES



Deutzia 'Nikko'

Carex 'Ice Dance'

Buxus 'Winter Gem'

Nyssa sylvatica