

PERMIT EXPIRES TWO (2) YEARS FROM DATE OF ISSUANCE
ONE SIX (6) MONTH EXTENSION MAY BE GRANTED PRIOR TO EXPIRATION DATE

APPLICATION FOR BUILDING / DEMOLITION PERMIT

VILLAGE OF NYACK
9 North Broadway · Nyack, NY 10960
Tel 845-358-4249 · Fax 845-358-0672 · Email: buildingdepartment@nyack-ny.gov

OFFICIAL USE ONLY		
Land Use Board Review:	<input checked="" type="checkbox"/> ARB	<input type="checkbox"/> Planning <input type="checkbox"/> ZBA
Permit No:		Application Date: 4/22/21
Fee Paid: \$175 / \$30		Receipt #: 14908
Inspector:		File #:
Permit Granted For:		
Permit Denied For:		
*Village Board, Planning Board, Zoning Board, Architectural Review Board decision date:		

Property Location:	120 North Broadway Nyack			
Tax Map Designation:	Section 66.30	Block 1	Lot 15	
Property Owner:	Steve & Ann Collazuo	Cell Phone:	201-988-3770	
Address:	49 Piermont Rd, Rockleigh NJ		Home Phone:	
Email:	sjcollazuo@gmail.com		Work Phone:	845-358-1510
Owner/Tenant:	Conor & Kristen Collazuo	Cell Phone:	845-216-1515	
Address:	120 North Broadway Nyack		Work Phone:	
Email:	cjcollaz@gmail.com		Cell Phone:	
Contact Person:		Phone:		

Existing and / or proposed use of structure or land: Replace existing rear door with French Door.

Project Description: Replace existing rear door leading to backyard with French Door.

Estimated Construction Value: \$ 1,200.00

Architect / Engineer: Steve Collazud NYS Lic # 70688
 Address: 120 1/2 North Broadway
 Email: sjcollazud@gmail.com Phone: 845-358-1510
 Builder / General Contractor: MAKINO & SONS RC Lic # _____
 Address: 39 Theodore Roosevelt Dr. Blauvelt, NY 10913
 Email: makinson10913@gmail.com Phone: 845-709-4366
 Plumber: _____ RC Lic # _____
 Address: _____
 Email: _____ Phone: _____
 Heat / Cooling: _____ RC Lic # _____
 Address: _____
 Email: _____ Phone: _____
 Electrician: _____ RC Lic # _____
 Address: _____
 Email: _____ Phone: _____

ZONING DISTRICT	BULK		
	Required	Existing	Proposed
Coverage			
Floor Area Ratio	0.50	0.24	0.24
Lot Area	7,500 SF	10,043	10,043
Lot Width	50 FT	111.50	111.50
Street Frontage	50 FT	111.50	111.50
Front Yard Setback	15 FT	15.3	15.3
Side Yard Setback	10 FT	16.0	16.0
Total Side Yard Setback	20 FT	44.1	44.1
Rear Yard Setback	25 FT	31.0	31.0
Building Height - Feet	35 FT	24	24
Building Height - Number of Stories	2	2	2
Residential Density		1	1

Site Plan Application is also being made to the _____ Planning _____ Architectural Review Board

AFFIDAVIT

State of New York
County of Rockland) SS:
Village of Nyack

I, STEVEN COLAZUOLO, being duly sworn, depose and say that I am the owner (lessee, engineer, surveyor, architect, builder, or agent of the owner) in fee of the premises to which this application applies; that I (the applicant) is duly authorized to make this application and that the statements contained in the papers submitted herein are true to the best of his knowledge and belief, and that the work will be performed in the manner of set forth in the application and in the plans and specification filed therewith, and in accordance with State Uniform Building Code and all other applicable laws, ordinances and regulations of the municipality. I also declare that the structure or area described in this application will not be occupied or used until I have obtained a Certificate of Occupancy.

Signature and Mailing Address

[Signature]
49 Flamented
Rockleigh, N.J. 07447

SWORN to before me this

21 day of April, 20 21.

Witness:

If not witnessed by Building Department personnel, Notary signature is required.

[Signature]
Notary Public

DEANNA ELEANOR SCHIAVONE
Notary Public - State of New York
No. 01SC6407241
Qualified in Rockland County
My Commission Expires May 18, 20 24

APPLICATION INSTRUCTIONS

(See additional requirements when applying to land use Board)

1. In making this application, submit the following:
 - a. One (1) copy of this form.
 - b. Two (2) set of building plans for an internal building permit (only needing for building inspectors approval only or Ten (10) for Planning or Nine (9) for ARB or Nine (9) for ZBA
 - c. Two (2) copies of the plot plans.
 - d. Copy of Rockland County licenses. (For each trade)
 - e. Certificate of Liability, Certificate of Workman's Compensation, and Disability Benefits Insurance or Owner's affidavit. (For each trade)
2. Plot plans drawn to scale, shall show area, dimension, and location of lot; size and exact location of proposed structures, additions or alterations; all existing structures, all existing structures on lot; streets, curbs, sidewalks, parking spaces driveway; yards and setback; and such other information as may be necessary.
3. Building Plans drawn to scale shall show structural details, floor plans, elevation, plumbing, electrical, heating and ventilation details.
4. The N.Y.S. Department of Education Law states that a building permit may not be issued for any commercial structure or for a residence containing more than 1500 square feet of habitable space unless the building plans are prepared and signed by a New York State licensed engineer or registered architect.
5. No building permit of Certificate of Occupancy shall be issued by the Building Inspector unless all provisions of the Village of Nyack Zoning Code and the New York State Uniform Fire Prevention and Building Code are in compliance
6. Fees are based on cost of construction. (This office reserves the right to adjust any fee prior to issuing the Certificate of Occupancy if it is shown that the original fee was not sufficient to cover the actual cost.) Bills, invoices and other documentation must be submitted to substantiate both the Estimated Cost of Construction, as well as the Actual Cost of Construction.
7. Mandatory inspections are required for issuance of Certificate of Occupancy.
8. Underground utilities are required by the Zoning Code.
9. It shall be unlawful to use or permit the use of any building or premises or part thereof, hereafter created, erected, changed, converted or enlarged wholly or partly, in its use or structure, until a Certificate of Occupancy shall have been issued
10. This office reserves the right to require that the affidavit of compliance on the application for a Certificate of Occupancy be submitted and signed by the architect or engineer of record.
11. The building permit expires two years from the date of issuance. One six (6) month extension may be granted prior to be expiration date of the building permit (Renewal of all expired building permits requires a new application and fee.)

*****Applicant Retain this page for reference purposes***

Mandatory Inspections of Construction
You **MUST** schedule inspections prior to concealing affected areas

Other inspections will be made in some cases, but those listed below must be made or the Certificate of Occupancy may be withheld. Do not mistake an unscheduled inspection for one of those listed below.

Unless a card is left on the job indicating approval of one of these inspections, it has not been approved and it is therefore improper to continue beyond that point of work. Any disapproved work must be re-inspected after the correction.

Call ahead for all inspections:

1. **Erosion Control:** Silt fence and tree protection.
2. **Footing Forms:** When excavation is complete and forms are in place (before pouring) Rebar in place and hooked at all corners.
3. **Foundation:** Check for waterproofing, type of block, footing drains, insulation as needed.
4. **Plumbing: Under Slab:** Cast iron, copper, etc.
5. **Gravel Under Slab:** (Usually combined with (#3). Check for insulation as per Energy Code.
6. **Plumbing Rough In:** All work that will be covered (enclosed) must be installed at this time.
7. **HVAC Rough In:** All work that will be covered must be installed at this time.
8. **Framing:** Call when frame is complete including fire-stop, bridging, collar ties, etc. before it is covered from the inside with insulation.
9. **Insulation:**
10. **Plumbing Final:** This can be combined with final. All fixtures to be installed at this time.
11. **In Garage and where ever appropriate:** Fire rated sheetrock to be inspected before painting.
12. **Rough Grading:** All surface water should be directed away from the building to an approved outlet, street, lawn, inlet, drainage swale, etc. This can be combined with final.
13. **Final:** Complete application for certificate of Occupancy, produce certified plot plan or as-built survey including outlet for footing drains to positive outflow. Provide Fire Underwriters Certificate. Building must be essentially complete with all utilities working.

If Demolition Permit – Please submit the following:

The following items must be presented to the municipality before demolition can occur:

1. Asbestos abatement survey by a licensed practitioner.
2. Letters from utility companies that the gas, electric and water have been turned off.
3. Affidavit that the premise has been baited for rodents and vermin.
4. Approval from the Department of Environmental Management & Engineering for Sealing of Sewer line.

APPLICATION CHECKLIST FOR VILLAGE OF NYACK ARCHITECTURAL REVIEW BOARD


In accord with the Architectural Review Board's Rules and Regulations duly adopted by Resolution of the board pursuant to Village Code section 360-5.2(c)(4)(a), the following items are required to be included in applications considered by the Architectural Review Board.

ALTERATIONS AND NEW CONSTRUCTION REQUIREMENTS

- Provide 8 copies of photographs of the structure to be modified, as well as the buildings immediately adjacent to it. Note that larger images (8.5 x 11) are preferable so that they can be easily examined.
- Provide 8 sets of scaled drawings showing the proposed work with enough detail to present an accurate representation of the intended alteration or new construction.
- The scaled drawings shall show details of proposed architectural elements, including profiles of cornices, moulding, trims, brackets, etc. All new materials and/or materials proposed to be changed must be identified on the drawings, and samples of these materials including siding, roofing, decking, railings, etc should be brought for review. *N/A*
- Provide 8 copies of catalogue cuts for elements such as doors, windows, columns, light fixtures and exterior mechanical fixtures (with clear depictions of screening materials for mechanical equipment). These manufacturer's cuts/descriptions should include photographs, dimensions, materials and other pertinent information.
- A signed copy of this application checklist.

The items on this list are required elements of all applications for Architectural Review Board review relating to alterations or new construction. An application will not be considered complete until all elements are reflected on an application. Applications submitted without the required elements may not be placed on the agenda, but if they are placed on the agenda the Board may waive the provision of certain required element(s), but also may, in the Board's sole discretion (based on the complexity of the project), instruct any applicant to return to a future meeting with the missing elements on the application, or reject an application for being incomplete without undertaking a review of the project with instructions to the Building Department not to restore the item to a future agenda until a complete application is filed.

SIGN HERE



DATE

4/15/21

JELD-WEN 72-in x 80-in External Grilles Primed Steel Left Hand Inswing Double Door French Patio Door

Item #953826 Model #JW2059-01884



In use lifestyle image; accessories not included



- Decorative 15-lite Low-E design
- Rust- and corrosion-resistant galvanized steel
- 1-piece polystyrene core provides long-lasting insulation



Hurry, Low in :




Specifications

Door Type	French
Lockset Bore	
CA Residents: Prop 65 Warning(s)	 Prop 65 WARNING(s)
Configuration	Prehung double door
Interior Color/Finish	Primed
Glass Strength	Tempered
UNSPSC	30171500
Handle Finish	N/A (no handle)
Rough Opening Height (Inches)	80.0625
Rough Opening Width (Inches)	72
Actual Depth (Inches)	4.5625
Actual Width (Inches)	71.5
Actual Height (Inches)	79.5625



Adjacent Building



Existing Door



Proposed French Door

