

APPLICATION FOR BUILDING / DEMOLITION PERMIT

VILLAGE OF NYACK  
9 North Broadway · Nyack, NY 10960  
Tel 845-358-4249 · Fax 845-358-0672 · Email: [buildingdepartment@nyack-nv.gov](mailto:buildingdepartment@nyack-nv.gov)

OFFICIAL USE ONLY

Land Use Board Review: ☐ ARB ☐ Planning ☐ ZBA

Permit No

Application Date:

Fee Paid

Receipt #:

Inspector:

File #

Permit Granted For:

Permit Denied For:

\*Village Board, Planning Board, Zoning Board, Architectural Review Board decision date:

Property Location: 21 NY-59 Nyack, NY 10960

Tax Map Designation: Section 65.36 Block 1 Lot 48

Property Owner: Claudio & Mark Iodice

Cell Phone: 845-222-2536

Address: 21 NY-59 Nyack, NY 10960

Home Phone:

Email: markiodiceinc@optline.net

Work Phone:

Owner/Tenant: same as above

Cell Phone:

Address:

Work Phone:

Email:

Cell Phone:

Contact Person:

Phone:

Existing and / or proposed use of structure or land: Two stores

Project Description: Install Pylon sign at existing poles. It includes

crow 4' by 6', two signs 4' by 6'. Material 0.040 Aluminum, UL listed LED and power supplier, 1/4 Plexiglass, 1" Aluminum tubing frame,rylic lettering, crown attached with brackets.

Estimated Construction Value: \$

Architect / Engineer:

NYS Lic

Address:

Email:

Phone:

Builder / General Contractor:

Hispana Signs

RC Lic #

22-02

Address:

175 Route 9W Unit 12 Congers, NY 10920

Email:

hispanasigns@gmail.com

Phone:

845-767-4111

Plumber:

RC Lic #

Address:

Email:

Phone:

Heat / Cooling:

RC Lic #

Address:

Email:

Phone:

Electrician:

RC Lic #

Address:

Email:

Phone:

ZONING DISTRICT

**BULK**

Required

Existing

Proposed

Coverage

Floor Area Ratio

Lot Area

Lot Width

Street Frontage

Front Yard Setback

Side Yard Setback

Total Side Yard Setback

Rear Yard Setback

Building Height – Feet

Building Height – Number of Stories

Residential Density

Site Plan Application is also being made to the

☐ Planning

☐ Architectural Review Board

**AFFIDAVIT**

State of New York)  
County of Rockland) SS:  
Village of Nyack

I, Mate Shwin, being duly sworn, depose and say that I am the owner (lessee, engineer, surveyor, architect, builder, or agent of the owner) in fee of the premises to which this application applies; that I (the applicant) is duly authorized to make this application and that the statements contained in the papers submitted herein are true to the best of his knowledge and belief, and that the work will be performed in the manner of set forth in the application and in the plans and specification filed therewith, and in accordance with State Uniform Building Code and all other applicable laws, ordinances and regulations of the municipality. I also declare that the structure or area described in this application will not be occupied or used until I have obtained a Certificate of Occupancy.

Signature and Mailing Address

[Signature]

SWORN to before me this

17<sup>th</sup> day of February, 20 22

Witness:

[Signature]  
If not witnessed by Building Department personnel, Notary signature is required.

Notary Public

## APPLICATION INSTRUCTIONS

(See additional requirements when applying to land use Board)

1. In making this application, submit the following:
  - a. One (1) copy of this form.
  - b. Two (2) set of building plans for an internal building permit (only needing for building inspectors approval only or Ten (10) for Planning or Nine (9) for ARB or Nine (9) for ZBA
  - c. Two (2) copies of the plot plans.
  - d. Copy of Rockland County licenses. (For each trade)
  - e. Certificate of Liability, Certificate of Workman's Compensation, and Disability Benefits Insurance or Owner's affidavit. (For each trade)
2. Plot plans drawn to scale, shall show area, dimension, and location of lot; size and exact location of proposed structures, additions or alterations; all existing structures, all existing structures on lot; streets, curbs, sidewalks, parking spaces driveway; yards and setback; and such other information as may be necessary.
3. Building Plans drawn to scale shall show structural details, floor plans, elevation, plumbing, electrical, heating and ventilation details.
4. The N.Y.S. Department of Education Law states that a building permit may not be issued for any commercial structure or for a residence containing more than 1500 square feet of habitable space unless the building plans are prepared and signed by a New York State licensed engineer or registered architect.
5. No building permit of Certificate of Occupancy shall be issued by the Building Inspector unless all provisions of the Village of Nyack Zoning Code and the New York State Uniform Fire Prevention and Building Code are in compliance
6. Fees are based on cost of construction. (This office reserves the right to adjust any fee prior to issuing the Certificate of Occupancy if it is shown that the original fee was not sufficient to cover the actual cost.) Bills, invoices and other documentation must be submitted to substantiate both the Estimated Cost of Construction, as well as the Actual Cost of Construction.
7. Mandatory inspections are required for issuance of Certificate of Occupancy.
8. Underground utilities are required by the Zoning Code.
9. It shall be unlawful to use or permit the use of any building or premises or part thereof, hereafter created, erected, changed, converted or enlarged wholly or partly, in its use or structure, until a Certificate of Occupancy shall have been issued
10. This office reserves the right to require that the affidavit of compliance on the application for a Certificate of Occupancy be submitted and signed by the architect or engineer of record.
11. The building permit expires two years from the date of issuance. One six (6) month extension may be granted prior to be expiration date of the building permit (Renewal of all expired building permits requires a new application and fee.)



***\*\*Applicant Retain this page for reference purposes***

**Mandatory Inspections of Construction**  
**You MUST schedule inspections prior to concealing affected areas**

Other inspections will be made in some cases, but those listed below must be made or the Certificate of Occupancy may be withheld. Do not mistake an unscheduled inspection for one of those listed below.

Unless a card is left on the job indicating approval of one of these inspections, it has not been approved and it is therefore improper to continue beyond that point of work. Any disapproved work must be re-inspected after the correction.

**Call ahead for all inspections:**

1. **Erosion Control:** Silt fence and tree protection.
2. **Footing Forms:** When excavation is complete and forms are in place (before pouring) Rebar in place and hooked at all corners.
3. **Foundation:** Check for waterproofing, type of block, footing drains, insulation as needed.
4. **Plumbing: Under Slab:** Cast iron, copper, etc.
5. **Gravel Under Slab:** (Usually combined with (#3). Check for insulation as per Energy Code.
6. **Plumbing Rough In:** All work that will be covered (enclosed) must be installed at this time.
7. **HVAC Rough In:** All work that will be covered must be installed at this time.
8. **Framing:** Call when frame is complete including fire-stop, bridging, collar ties, etc. before it is covered from the inside with insulation.
9. **Insulation:**
10. **Plumbing Final:** This can be combined with final. All fixtures to be installed at this time.
11. **In Garage and where ever appropriate:** Fire rated sheetrock to be inspected before painting.
12. **Rough Grading:** All surface water should be directed away from the building to an approved outlet, street, lawn, inlet, drainage swale, etc. This can be combined with final.
13. **Final:** Complete application for certificate of Occupancy, produce certified plot plan or as-built survey including outlet for footing drains to positive outflow. Provide Fire Underwriters Certificate. Building must be essentially complete with all utilities working.

**If Demolition Permit – Please submit the following:**

The following items must be presented to the municipality before demolition can occur:

1. Asbestos abatement survey by a licensed practitioner.
2. Letters from utility companies that the gas, electric and water have been turned off.
3. Affidavit that the premise has been baited for rodents and vermin.
4. Approval from the Department of Environmental Management & Engineering for Sealing of Sewer line.

## APPLICATION CHECKLIST FOR VILLAGE OF NYACK ARCHITECTURAL REVIEW BOARD


In accord with the Architectural Review Board's Rules and Regulations duly adopted by Resolution of the board pursuant to Village Code section 360-5.2(c)(4)(a), the following items are required to be included in applications considered by the Architectural Review Board.

### SIGN APPLICATION REQUIREMENTS

- ☒ Provide 8 copies of scaled drawings representing the design of the sign on the façade of the structure upon which the sign is proposed to be installed (showing dimensions of the façade and the sign itself).
- ☒ Provide 8 copies of details of the sign's backing material, lettering material, and production/construction method (i.e. painted lettering, adhered vinyl lettering, routed wood, etc.). Sample color chips shall be provided if possible.
- ☒ Provide 8 copies describing any hangers to be used and method proposed to fasten the sign to the building.
- ☒ Provide 8 copies of a photograph of the location in which the sign will be placed.
- ☒ Provide 8 copies of photographs of the façades of adjacent buildings.
- ☒ If application is for an illuminated sign, provide 8 copies of cut sheets of the details of the fixtures. These manufacturer's descriptions should include photographs, dimensions, material and other pertinent information.
- ☒ A signed copy of this application checklist.

The items on this list are required elements of all applications for Architectural Review Board review relating to signage. An application will not be considered complete until all elements are reflected on an application. Applications submitted without the required elements may not be placed on the agenda, but if they are placed on the agenda the Board may waive the provision of certain required element(s), but also may, in the Board's sole discretion (based on the complexity of the project), instruct any applicant to return to a future meeting with the missing elements on the application, or reject an application for being incomplete without undertaking a review of the project with instructions to the Building Department not to restore the item to a future agenda until a complete application is filed.

SIGN HERE



DATE

2/16/22

February 17, 2022

To Whom It May Concern:

Reference: 21 Rt 59  
Nyack, NY 10960

Mark and Claudio Iodice authorize Hispanic Signs to design and install pylon signage on existing pylon sign located in parking lot at 21 Rt 59, Nyack, NY

Thank you


A handwritten signature in black ink, appearing to be 'Mark Iodice', with a long horizontal flourish extending to the right.

Mark Iodice - Trustee






6'



4'

6'



4'

**TYPE OF SIGN:** Pylon Sign

**MATERIALS:** 1/4 Plexiglass, 0.040 Alluminum, UL Listed Power Supply, UL Listed LED

**COLORS:** Red, Orange, Green, Black and White

**METHOD OF INSTALLATION:** LIGHTBOX WILL BE INSTALLED IN BETWEEN EXISTING POLES

6'



4'


**TYPE OF SIGN:**

**MATERIALS:** 0.040 Aluminum, 1" Aluminum Tubing Frame,rylic Lettering,

UL Listed Power Supply, UL Listed LED

**COLORS:** Black and Gold

**METHOD OF INSTALLATION:** Crown attached w/ brackets to base of pylon

 <b>HISPANA SIGNS</b> <a href="http://www.hispanasigns.com">www.hispanasigns.com</a> 845-746-0050	CUSTOMER:  <b>Iodice Plaza</b>	DATE:  09/21/2021	TYPE OF SIGN:  <b>Pylon Sign</b>	DRAWING NUMBER:  <b>2/2</b>
		SCALE:  NTS		
All drawings and designs in this document are property of Garcia Enterprises Inc. DBA Hispana Signs. Unauthorized usage is prohibited by law.				