

LANDSCAPING NOTES:

- LANDSCAPING PLAN SHALL INCLUDE FURNISHING AND INSTALLING MULCHED BEDS AND PLANT MATERIALS SHOWN ON THE LANDSCAPING SCHEDULE AND COMPLYING WITH THE LANDSCAPING NOTES AND PLANTING DETAILS. OPTIONAL ANNUAL BED PLANTINGS SHALL BE BY OWNER.
- PLANT MATERIAL SHALL COMPLY WITH 'AMERICAN STANDARD FOR NURSERY STOCK', ANSI Z60.1-(CURRENT EDITION). PLANT SIZES AND CONTAINER SIZES ARE MINIMUM. PLANT MATERIALS SHALL HAVE A NORMAL GROWTH HABIT, BE IN SOUND, HEALTHY, AND VIGOROUS CONDITION, AND BE FREE OF DISEASE AND INSECT/BEET/GRASSHOPPER, NO AGGRESSIVE, NOXIOUS, OR INVASIVE PLANTS AS CLASSIFIED BY PA DEPT. OF CONSERVATION AND NATURAL RESOURCES SHALL BE USED. PLANT MATERIAL SHALL BE ACCLIMATED TO LOCAL OF PROJECT SITE.
- LABEL AT LEAST ONE SPECIMEN OF EACH TYPE OF PLANT WITH A SECURED ATTACHED TAG BEARING THE LEGIBLE DESIGNATION OF BOTANICAL AND COMMON NAME.
- SUBSTITUTIONS, ADDITIONS AND/OR DELETIONS ARE PERMISSIBLE ONLY UPON APPROVAL FROM OWNER.
- MULCH SHALL BE SHREDDED TANBARK MULCH BEDS THICKNESS SHALL BE (THREE) 3 INCHES MINIMUM AFTER SETTLEMENT. PLACE MULCH BED OVER WEED BARRIER MAT OR EQUAL, UNLESS NOTED OTHERWISE. DO NOT MOUND MULCH TRUNK OR BRANCHES OF TREES, SHRUBS OR PERENNIALS. REFER TO PLANTING DETAILS FOR MULCH SAUCER HEIGHTS. WEED BARRIER MAT SHALL BE EXCLUDED FROM ALL GROUND COVER AREAS OR AS NOTED.
- ALL LANDSCAPING SHALL BE INSTALLED AND MAINTAINED BY ACCEPTED PRACTICES AS RECOGNIZED BY THE AMERICAN ASSOCIATION OF NURSERYMEN AND THE PA LANDSCAPE & NURSERY ASSOCIATION. PLANTINGS AND MAINTENANCE OF VEGETATION SHALL INCLUDE, BUT NOT NECESSARILY BE LIMITED TO, PROVISIONS FOR SURFACE MULCH, GUY STRAPS AND STAKES, IRRIGATION, FERTILIZATION, INSECT AND DISEASE CONTROL, PRUNING, MULCHING, WEEDING, AND WATERING.
- AFTER INSTALLATION THE TOWNSHIP SHALL PERFORM AN INSPECTION OF THE FINISHED SITE FOR COMPLIANCE WITH THE APPROVED LANDSCAPE PLAN. PROVIDED THE FINISHED SITE IS FOUND TO BE IN COMPLIANCE, THE TWENTY-FOUR (24) MONTH GUARANTEE PERIOD SHALL COMMENCE FIVE (5) DAYS FROM THE DATE OF INSPECTION.
- WHERE DAMAGE, DISEASE OR VANDALISM OF PLANTS OCCURS, THE APPLICANT SHALL REPLACE THE DAMAGED PLANT MATERIAL IN ACCORDANCE WITH THE ORIGINAL OR AN APPROVED REVISED LANDSCAPE PLAN.
- THE OWNER SHALL PLANT AND WARRANT FOR A PERIOD OF EIGHTEEN (18) MONTHS FOLLOWING INSTALLATION, A TREE OF APPROPRIATE SPECIES AS SHOWN ON LANDSCAPE PLAN, ANY DEAD, DAMAGED, OR DISEASED PLANTS OR OTHER LANDSCAPE IMPROVEMENTS SHALL BE REPLACED IMMEDIATELY. REPLACEMENT PLANTINGS SHALL CONFORM TO ALL REQUIREMENTS OF THE ORIGINAL PLANTINGS.
- ALL TREE CANOPIES WITHIN A CLEAR SIGHT TRIANGLE, WITHIN A PARKING ISLAND/STRIP, AND ANY TREES WHICH OVERHANG A SIDEWALK OR OTHER PEDESTRIAN AREA SHALL BE MAINTAINED TO BE FREE OF BRANCHES TO A HEIGHT OF 8 FT.. ALL TREE CANOPIES EXTENDING OVER A PUBLIC STREET CARTRAY OR OTHER VEHICULAR AREA SHALL BE MAINTAINED TO BE FREE OF BRANCHES TO A HEIGHT OF 12 FT. SHRUBS WITHIN CLEAR SIGHT TRIANGLE SHALL BE MAINTAINED AT 24" HEIGHT.
- TOPSOIL REMOVED DURING CONSTRUCTION SHALL NOT BE REMOVED FROM THE SITE BUT SHALL BE STOCKPILED AND REDISTRIBUTED ON DISTURBED BUT UNDEVELOPED AREAS AT A UNIFORM THICKNESS OF 6 INCHES. TOPSOIL AREAS SHALL BE SEED WITH PERMANENT COVER IN ACCORDANCE WITH SEEDING, FERTILIZATION, AND MULCHING SPECIFICATIONS ON EROSION CONTROL PLAN.
- IF QUANTITIES ON THE LANDSCAPING SCHEDULE DIFFER FROM PLAN QUANTITIES, PLAN QUANTITIES SHALL GOVERN.
- THE TOP OF THE MAIN ORDER ROOT (FIRST LARGE SET OF ROOTS THAT DIVIDE FROM TRUNK) SHALL BE PLANTED NO LOWER THAN ONE TO TWO INCHES INTO THE SOIL.
- TRUNK CALIPER SHALL BE MEASURED 6" ABOVE FINISHED GRADE AND BE A MINIMUM OF 2".
- TOPSOIL REQUIREMENTS
  - FREE OF ROOTS, ROCKS LARGER THAN 1/2 INCH, SUBSOIL, DEBRIS, LARGE WEEDS AND FOREIGN MATTER
  - ACIDITY RANGE (pH) OF 5.5-7.5
  - CONTAINING A MINIMUM OF 4 PERCENT AND A MAXIMUM OF 25 PERCENT INORGANIC MATTER
  - CONFORMING TO ASTM D2487 GROUP SYMBOL OH
  - TOPSOIL DEPTH SHALL BE 6" MINIMUM

PLANT SCHEDULE							
KEY	QTY	BOTANICAL NAME / COMMON NAME		MIN. SIZE	CONTAINER	SPACING	COMMENTS
SHADE TREES							
AR	6	ACER RUBRUM 'RED SUNSET' / RED SUNSET RED MAPLE		3.5" CAL.	B&B	AS SHOWN	
CC	11	CARPINUS CAROLINIANA / AMERICAN HORNBREAM		3.5" CAL.	B&B	AS SHOWN	
PA	5	PLATANUS X ACERIFOLIDA / LONDON PLANE-TREE		3.5" CAL.	B&B	AS SHOWN	
ORNAMENTAL TREES							
AC	13	AMELANCHIER CANADENSIS 'RAINBOW PILLAR' / RAINBOW PILLAR SERVICEBERRY		8-10' HT.	B&B	AS SHOWN	MULTI-STEM, SPECIMEN QUALITY
EVERGREEN TREES							
IA	17	ILEX X AQUIPERNYI 'MESCHICK' DRAGON LADY / DRAGON LADY HOLLY		7-8' HT.	B&B	AS SHOWN	SPECIMEN QUALITY
SHRUBS							
CA	34	CLETHRA ALNIFOLIA 'SIXTEEN CANDLES' / SUMMERSWEET		18-24" HT.	3 GAL.	5' O.C.	
CH	72	CEPHALOTAXUS HARRINGTONIA 'PROSTRATA' / PROSTRATE JAPANESE PLUM YEW		15-18" HT.	3 GAL.	4' O.C.	
DG	87	DEUTZIA GRACILIS 'NIKKO' / NIKKO SLENDER DEUTZIA		18-24" HT.	3 GAL.	4' O.C.	

LANDSCAPING REQUIREMENTS		
LOCATION	REQUIRED	PROVIDED
STREET TREES	1 TREE / 30 FT (80 FT) = 3 TREES	3 TREES
PARKING LOT	1 TREE * 5 SPACES (25 SPACES) = 5 TREES	8 TREES
BUILDING	1 DECIDUOUS TREE / 100 LF (1096 LF) = 11 TREES	11 TREES
BUILDING	2 EVERGREEN OR HIGH FLOWERING TREES / 100 LF (1096 LF) = 22 TREES	30 TREES
BUILDING	3 EVERGREEN OR DECIDUOUS SHRUBS / 20 LF (1096 LF) = 165 SHRUBS	193 SHRUBS

SUNNY BLEND SEED MIXTURE

(ALL AREAS EXCEPT AS OTHERWISE NOTED)	%BY WEIGHT	PURITY	GERMINATION
ESSENTIAL TALL FESCUE	23.25	98	85
JAMBOREE TALL FESCUE	23.24	98	85
HOUNDGRASS TALL FESCUE	23.23	98	85
ASPIRE PERENNIAL RYEGRASS	19.61	98	90
ANNUAL RYEGRASS	9.84	98	90

CROP: 0.03%  
INERT: 0.08%  
WEED: 0%

- APPLY SEED AT A MINIMUM OF 21 LBS. PER 1,000 S.Y.
- APPLY FERTILIZER PER SOIL TEST RECOMMENDATIONS AND PER MANUFACTURER INSTRUCTIONS AND OTHERWISE IN ACCORDANCE WITH PENNDOT 408 SECTION 804 SPECIFICATIONS.
- SPECIFIC SEED MIX TO BE SUBMITTED TO THE ARCHITECT FOR APPROVAL.
- PERMANENT SEEDING TO BE DONE BETWEEN MARCH 15 AND OCTOBER 15 AND PREFERRED PERIODS ARE MARCH 15 TO JUNE 1 AND AUGUST 1 TO OCTOBER 15.

NOTE: EQUIVALENT SEED MIXTURES AND APPLICATION RATES MAY BE USED PROVIDED THEY ARE APPLIED ACCORDING TO MANUFACTURER'S RECOMMENDATIONS.

MULCHING  
CLEAN HAY OR STRAW. APPLY MULCH UNIFORMLY AT A MINIMUM RATE OF 3 TONS/ACRE.

AS SUPPLIED BY: NORTHAMPTON COUNTY SEED COMPANY  
647 GEORGETOWN ROAD  
NAZARETH, PA 18064  
DOUGLAS WALKER, 610-837-6322

NOTE: EQUIVALENT SEED MIXTURES AND APPLICATION RATES MAY BE USED PROVIDED THEY ARE APPLIED ACCORDING TO MANUFACTURER'S RECOMMENDATIONS.

MULCHING  
CLEAN HAY OR STRAW. APPLY MULCH UNIFORMLY AT A MINIMUM RATE OF 3 TONS/ACRE.

AS SUPPLIED BY: NORTHAMPTON COUNTY SEED COMPANY  
647 GEORGETOWN ROAD  
NAZARETH, PA 18064  
DOUGLAS WALKER, 610-837-6322

NOTE: EQUIVALENT SEED MIXTURES AND APPLICATION RATES MAY BE USED PROVIDED THEY ARE APPLIED ACCORDING TO MANUFACTURER'S RECOMMENDATIONS.

MULCHING  
CLEAN HAY OR STRAW. APPLY MULCH UNIFORMLY AT A MINIMUM RATE OF 3 TONS/ACRE.

AS SUPPLIED BY: NORTHAMPTON COUNTY SEED COMPANY  
647 GEORGETOWN ROAD  
NAZARETH, PA 18064  
DOUGLAS WALKER, 610-837-6322

NOTE: EQUIVALENT SEED MIXTURES AND APPLICATION RATES MAY BE USED PROVIDED THEY ARE APPLIED ACCORDING TO MANUFACTURER'S RECOMMENDATIONS.

MULCHING  
CLEAN HAY OR STRAW. APPLY MULCH UNIFORMLY AT A MINIMUM RATE OF 3 TONS/ACRE.

AS SUPPLIED BY: NORTHAMPTON COUNTY SEED COMPANY  
647 GEORGETOWN ROAD  
NAZARETH, PA 18064  
DOUGLAS WALKER, 610-837-6322

NOTE: EQUIVALENT SEED MIXTURES AND APPLICATION RATES MAY BE USED PROVIDED THEY ARE APPLIED ACCORDING TO MANUFACTURER'S RECOMMENDATIONS.

MULCHING  
CLEAN HAY OR STRAW. APPLY MULCH UNIFORMLY AT A MINIMUM RATE OF 3 TONS/ACRE.

AS SUPPLIED BY: NORTHAMPTON COUNTY SEED COMPANY  
647 GEORGETOWN ROAD  
NAZARETH, PA 18064  
DOUGLAS WALKER, 610-837-6322

NOTE: EQUIVALENT SEED MIXTURES AND APPLICATION RATES MAY BE USED PROVIDED THEY ARE APPLIED ACCORDING TO MANUFACTURER'S RECOMMENDATIONS.

MULCHING  
CLEAN HAY OR STRAW. APPLY MULCH UNIFORMLY AT A MINIMUM RATE OF 3 TONS/ACRE.

AS SUPPLIED BY: NORTHAMPTON COUNTY SEED COMPANY  
647 GEORGETOWN ROAD  
NAZARETH, PA 18064  
DOUGLAS WALKER, 610-837-6322

NOTE: EQUIVALENT SEED MIXTURES AND APPLICATION RATES MAY BE USED PROVIDED THEY ARE APPLIED ACCORDING TO MANUFACTURER'S RECOMMENDATIONS.

MULCHING  
CLEAN HAY OR STRAW. APPLY MULCH UNIFORMLY AT A MINIMUM RATE OF 3 TONS/ACRE.

AS SUPPLIED BY: NORTHAMPTON COUNTY SEED COMPANY  
647 GEORGETOWN ROAD  
NAZARETH, PA 18064  
DOUGLAS WALKER, 610-837-6322

NOTE: EQUIVALENT SEED MIXTURES AND APPLICATION RATES MAY BE USED PROVIDED THEY ARE APPLIED ACCORDING TO MANUFACTURER'S RECOMMENDATIONS.

MULCHING  
CLEAN HAY OR STRAW. APPLY MULCH UNIFORMLY AT A MINIMUM RATE OF 3 TONS/ACRE.

AS SUPPLIED BY: NORTHAMPTON COUNTY SEED COMPANY  
647 GEORGETOWN ROAD  
NAZARETH, PA 18064  
DOUGLAS WALKER, 610-837-6322

NOTE: EQUIVALENT SEED MIXTURES AND APPLICATION RATES MAY BE USED PROVIDED THEY ARE APPLIED ACCORDING TO MANUFACTURER'S RECOMMENDATIONS.

MULCHING  
CLEAN HAY OR STRAW. APPLY MULCH UNIFORMLY AT A MINIMUM RATE OF 3 TONS/ACRE.

AS SUPPLIED BY: NORTHAMPTON COUNTY SEED COMPANY  
647 GEORGETOWN ROAD  
NAZARETH, PA 18064  
DOUGLAS WALKER, 610-837-6322

NOTE: EQUIVALENT SEED MIXTURES AND APPLICATION RATES MAY BE USED PROVIDED THEY ARE APPLIED ACCORDING TO MANUFACTURER'S RECOMMENDATIONS.

MULCHING  
CLEAN HAY OR STRAW. APPLY MULCH UNIFORMLY AT A MINIMUM RATE OF 3 TONS/ACRE.

AS SUPPLIED BY: NORTHAMPTON COUNTY SEED COMPANY  
647 GEORGETOWN ROAD  
NAZARETH, PA 18064  
DOUGLAS WALKER, 610-837-6322

NOTE: EQUIVALENT SEED MIXTURES AND APPLICATION RATES MAY BE USED PROVIDED THEY ARE APPLIED ACCORDING TO MANUFACTURER'S RECOMMENDATIONS.

MULCHING  
CLEAN HAY OR STRAW. APPLY MULCH UNIFORMLY AT A MINIMUM RATE OF 3 TONS/ACRE.

AS SUPPLIED BY: NORTHAMPTON COUNTY SEED COMPANY  
647 GEORGETOWN ROAD  
NAZARETH, PA 18064  
DOUGLAS WALKER, 610-837-6322

NOTE: EQUIVALENT SEED MIXTURES AND APPLICATION RATES MAY BE USED PROVIDED THEY ARE APPLIED ACCORDING TO MANUFACTURER'S RECOMMENDATIONS.

MULCHING  
CLEAN HAY OR STRAW. APPLY MULCH UNIFORMLY AT A MINIMUM RATE OF 3 TONS/ACRE.

AS SUPPLIED BY: NORTHAMPTON COUNTY SEED COMPANY  
647 GEORGETOWN ROAD  
NAZARETH, PA 18064  
DOUGLAS WALKER, 610-837-6322

NOTE: EQUIVALENT SEED MIXTURES AND APPLICATION RATES MAY BE USED PROVIDED THEY ARE APPLIED ACCORDING TO MANUFACTURER'S RECOMMENDATIONS.

MULCHING  
CLEAN HAY OR STRAW. APPLY MULCH UNIFORMLY AT A MINIMUM RATE OF 3 TONS/ACRE.

AS SUPPLIED BY: NORTHAMPTON COUNTY SEED COMPANY  
647 GEORGETOWN ROAD  
NAZARETH, PA 18064  
DOUGLAS WALKER, 610-837-6322

NOTE: EQUIVALENT SEED MIXTURES AND APPLICATION RATES MAY BE USED PROVIDED THEY ARE APPLIED ACCORDING TO MANUFACTURER'S RECOMMENDATIONS.

MULCHING  
CLEAN HAY OR STRAW. APPLY MULCH UNIFORMLY AT A MINIMUM RATE OF 3 TONS/ACRE.

AS SUPPLIED BY: NORTHAMPTON COUNTY SEED COMPANY  
647 GEORGETOWN ROAD  
NAZARETH, PA 18064  
DOUGLAS WALKER, 610-837-6322

NOTE: EQUIVALENT SEED MIXTURES AND APPLICATION RATES MAY BE USED PROVIDED THEY ARE APPLIED ACCORDING TO MANUFACTURER'S RECOMMENDATIONS.

MULCHING  
CLEAN HAY OR STRAW. APPLY MULCH UNIFORMLY AT A MINIMUM RATE OF 3 TONS/ACRE.

AS SUPPLIED BY: NORTHAMPTON COUNTY SEED COMPANY  
647 GEORGETOWN ROAD  
NAZARETH, PA 18064  
DOUGLAS WALKER, 610-837-6322

NOTE: EQUIVALENT SEED MIXTURES AND APPLICATION RATES MAY BE USED PROVIDED THEY ARE APPLIED ACCORDING TO MANUFACTURER'S RECOMMENDATIONS.

MULCHING  
CLEAN HAY OR STRAW. APPLY MULCH UNIFORMLY AT A MINIMUM RATE OF 3 TONS/ACRE.

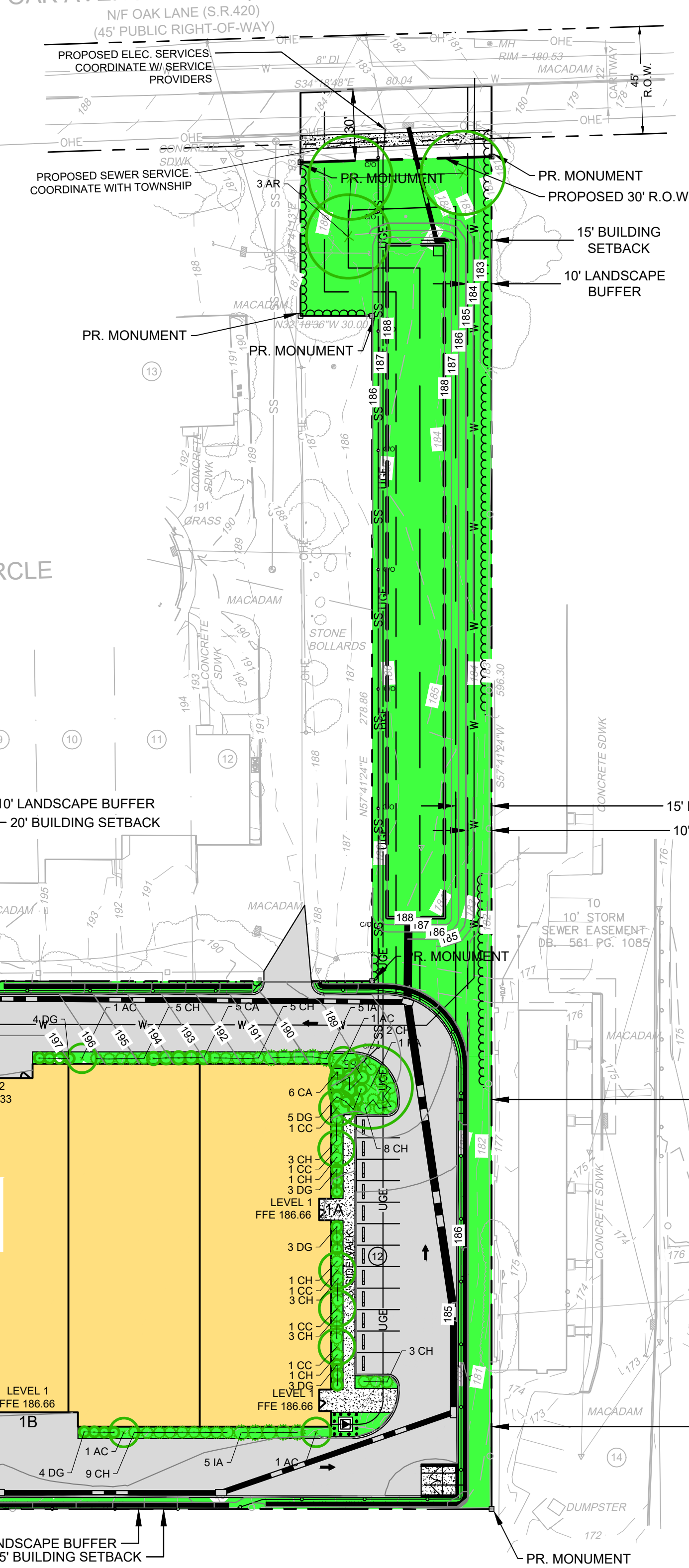
AS SUPPLIED BY: NORTHAMPTON COUNTY SEED COMPANY  
647 GEORGETOWN ROAD  
NAZARETH, PA 18064  
DOUGLAS WALKER, 610-837-6322

NOTE: EQUIVALENT SEED MIXTURES AND APPLICATION RATES MAY BE USED PROVIDED THEY ARE APPLIED ACCORDING TO MANUFACTURER'S RECOMMENDATIONS.

MULCHING  
CLEAN HAY OR STRAW. APPLY MULCH UNIFORMLY AT A MINIMUM RATE OF 3 TONS/ACRE.

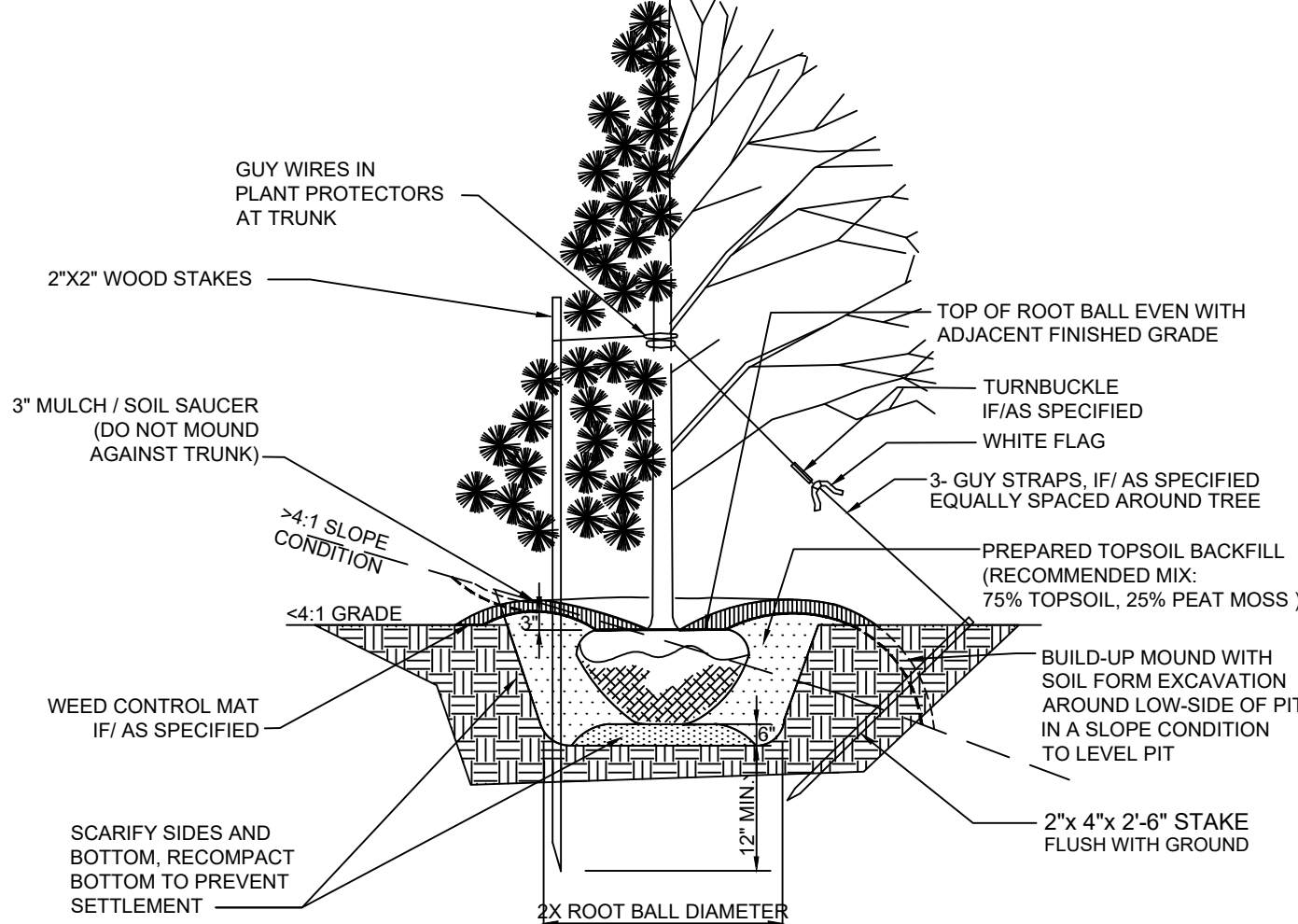
AS SUPPLIED BY: NORTHAMPTON COUNTY SEED COMPANY  
647 GEORGETOWN ROAD  
NAZARETH, PA 18064  
DOUGLAS WALKER, 610-837-6322

OAK AVENUE A.K.A. (S.R.2015)



NOTES:

- THIS DETAIL REPRESENTS MULTIPLE TYPES OF PLANTS (EVERGREEN ON LEFT, DECIDUOUS ON RIGHT) AND PLANTING CONDITIONS. IF CONDITIONS REQUIRE PLANTINGS SHALL BE STAKED OR GUYED (NOT BOTH) AS SPECIFIED. DOWNHILL MOUNDS SHALL BE FORMED IF SLOPE CONDITIONS WARRANT TO LEVEL PIT AREA.
- THIN BRANCHES AND FOLIAGE (NOT ALL BRANCH TIPS) BY 1/3. RETAINING NORMAL PLANT SHAPE (EXCEPT EVERGREEN). DO NOT PRUNE EVERGREENS, EXCEPT TO REMOVE DEAD AND BROKEN BRANCHES.
- REMOVE BURLAP FROM TOP 1/3 OF BALL WITH CONTAINER PLANTS REMOVE CONTAINERS.
- ALL STAKING AND WIRING SHALL BE REMOVED WITHIN ONE YEAR OF PLANTING.

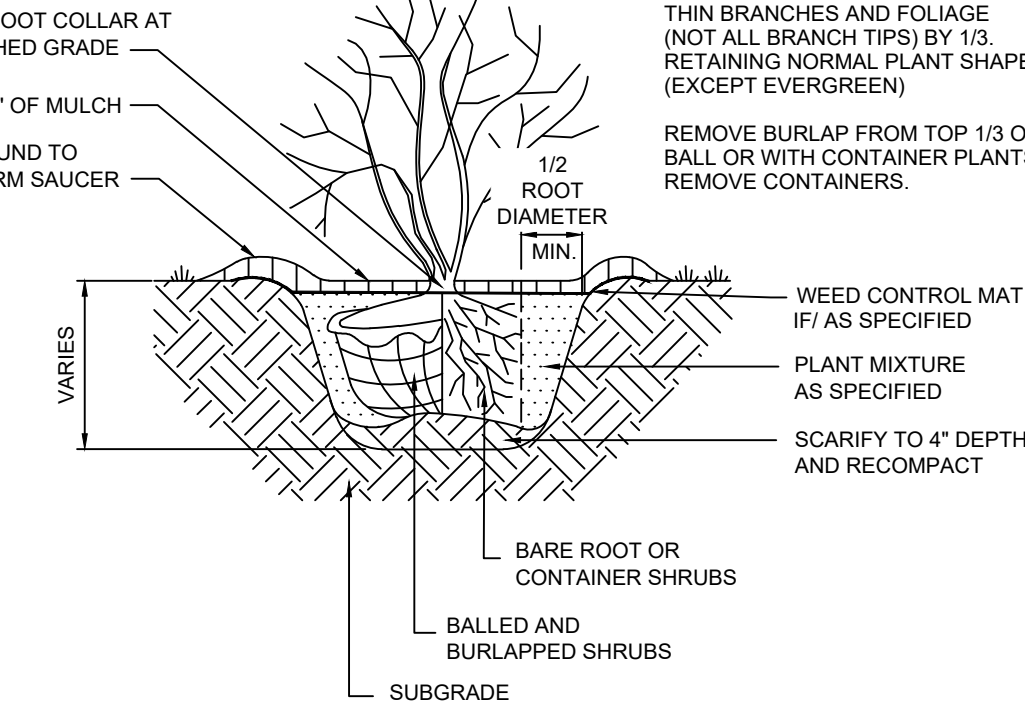


TREE PLANTING DETAIL

NOT TO SCALE

NOTES:

- DO NOT NEEDLE EVERGREENS, EXCEPT TO REMOVE DEAD AND BROKEN BRANCHES.
- THIN BRANCHES AND FOLIAGE (NOT ALL BRANCH TIPS) BY 1/3. RETAINING NORMAL PLANT SHAPE (EXCEPT EVERGREEN).
- REMOVE BURLAP FROM TOP 1/3 OF BALL OR WITH CONTAINER PLANTS REMOVE CONTAINERS.



SHRUB PLANTING - SINGLE

NOT TO SCALE

SHADY BLEND SEED MIX

(ALL AREAS EXCEPT OTHERWISE NOTED)

	%BY WEIGHT	PURITY	GERMINATION
CREeping RED FESCUE	49.20	98	85
KEYSTONE 2 PERENNIAL RYEGRASS TALL	50	98	90
BINGO TALL FESCUE	19.84	98	85
SUN UP POA TRIVIALS KENT BLUE	4.96	98	85

CROP: 0.10%  
INERT: 1.33%  
WEED: 0%

- APPLY SEED AT A MINIMUM OF 50 LBS. PER 1,000 S.Y.
- APPLY FERTILIZER PER SOIL TEST RECOMMENDATIONS AND PER MANUFACTURER INSTRUCTIONS AND OTHERWISE IN ACCORDANCE WITH PENNDOT 408 SECTION 804 SPECIFICATIONS.
- SPECIFIC SEED MIX TO BE SUBMITTED TO THE ENGINEER FOR APPROVAL.
- PERMANENT SEEDING TO BE DONE BETWEEN MARCH 15 AND OCTOBER 15 AND PREFERRED PERIODS ARE MARCH 15 TO JUNE 1 AND AUGUST 1 TO OCTOBER 15.

NOTE: EQUIVALENT SEED MIXTURES AND APPLICATION RATES MAY BE USED PROVIDED THEY ARE APPLIED ACCORDING TO MANUFACTURER'S RECOMMENDATIONS.

MULCHING  
CLEAN HAY OR STRAW. APPLY MULCH UNIFORMLY AT A MINIMUM RATE OF 3 TONS/ACRE.

AS SUPPLIED BY: NORTHAMPTON COUNTY SEED COMPANY  
647 GEORGETOWN ROAD  
NAZARETH, PA 18064  
DOUGLAS WALKER, 610-837-6322

EQUITABLE OWNER/DEVELOPER

GSI SECANE, LLC  
1100 NASA PARKWAY, SUITE 685  
HOUSTON, TX 77058

THESE PLANS ARE ON THE PENNSYLVANIA COORDINATE SYSTEM NAD-83

DRAWING NO.


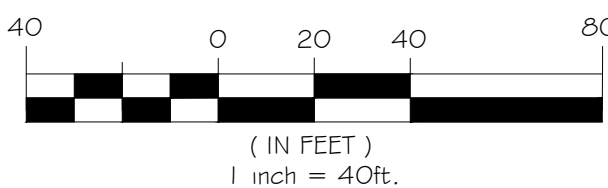
CL-001

SHEET 1 OF 1  
KCI JOB NUMBER  
00013900\_001

LEGEND



PROPOSED GRASS



THIS PLAN IS SEALED & CERTIFIED AS BEING IN ACCORDANCE WITH THE APPROVED DEVELOPMENT PLAN

KCI TECHNOLOGIES  
ENGINEERS  
PLANNERS  
SCIENTISTS  
CONSTRUCTION MANAGERS  
5001 LOUISE DR SUITE 201,  
MECHANICSBURG,  
PENNSYLVANIA 17055  
TELEPHONE: (717) 691-1340

REVISIONS			
NO.	DATE	DESCRIPTION	BY

DATE  
03/17/2025  
SCALE  
1" = 40'  
DESIGNED BY  
S. DEBELL  
DRAWN BY  
M. EDWARDS

COLOR LANDSCAPE EXHIBIT  
SECANE, PA SELF-STORAGE  
50 SOUTH OAK AVE  
UPPER DARBY TOWNSHIP  
DELAWARE CO., PENNSYLVANIA